

WINDOW SELECTION GUIDE

DECISION-MAKING MADE EASY





**“The opportunity to have light
pour in from all sides has been
life changing.”**

– Hilton Carter

Plant and Interior Stylist on freshening
up his Baltimore home

“Natural light is so important when it comes to designing a home. It changes throughout the day and animates a space by creating unexpected shadows and sunny spots that make a space more dynamic.”

– Jessica Davis
Founder and Designer at Atelier Davis



CONTENTS

08
3 steps to selecting new windows
Let's narrow down your options

COVER
A-Series casement window in black with colonial grilles.

PRECEDING SPREAD
E-Series casement and picture windows in black with custom specified equal light grilles.

ABOVE
100 Series double-hung windows in black with colonial grilles.

10
Windows 101
Window types and vocabulary

16
Creating a look
Size, shape and placement

24
Color

34
Grilles

42
Hardware

48
Window selection cheat sheet



50
Glass
Types, upgrades, and more

56
Find your window series

60
Checklist for creating your own unique look



Find advice from top home and design experts wherever you see this icon.

LOVE THE LIFE YOU SEE®

Windows are one of the most important elements in your home's design. With the ability to let in energy- and mood-boosting natural light, highlight views, and usher in fresh breezes, their power goes beyond the purely functional. They can make a room and change the way you feel and live in your space.

We're here to guide you through the process of picking out windows that'll make you love the way your home looks, feels, and functions. Let's get started!



OPPOSITE PAGE
400 Series casement
windows in black.

3 STEPS TO SELECTING NEW WINDOWS


Narrow down your options by working through the following questions:

- 1 What types of windows do you want?**
Knowing what the types of windows are called and how they work is the first step to understanding your options and essential to successfully working with a pro.
- 2 What look are you going for?**
Details like size, color, grilles, and hardware collectively create a look. Learn to navigate all these options to create a look that suits your home's style.
- 3 What are your needs for energy efficiency?**
Understanding glass is key to selecting optimal windows for your climate and geographic location.



THIS PAGE, LEFT TO RIGHT
100 Series casement window in black, 400 Series casement window in dark bronze,
200 Series tilt-wash double-hung window in white with window opening control device,
and A-Series casement window in clear coat pine with modified colonial grilles
with 2 1/4" rail to simulate a double-hung window.

OPPOSITE PAGE
A-Series casement window in black.



WINDOWS 101

WHAT KIND OF WINDOWS DO YOU WANT IN YOUR HOME? WE'LL WALK YOU THROUGH:

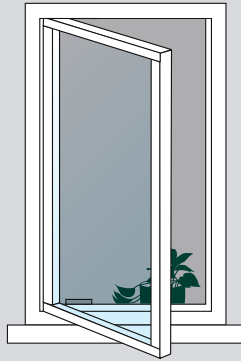
- Window types
- Window vocab



E-Series picture windows in black with specified equal light grilles.

WINDOW TYPES

The first choice you'll make? Window types! Find out how various window types function, where they work best, and how they create distinct looks.

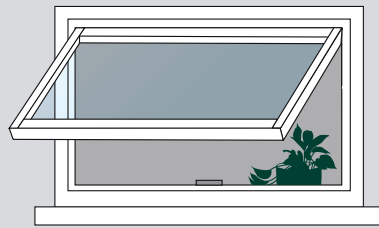


Casement window*

WHAT: The one that cranks open

WHERE: Popular above kitchen sinks because they are easy to open

FUN FACT: Can be as big as 8 feet tall for more light and fresh air

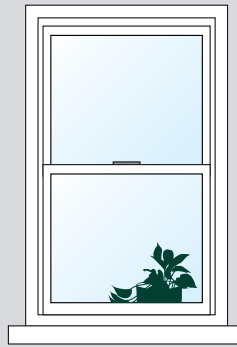


Awning window*

WHAT: The one that cranks open from the bottom

WHERE: Often placed higher on walls for privacy and air flow

FUN FACT: Can stay open in the rain so you hear the pitter-patter and feel the fresh air




Single- and Double-Hung windows

WHAT: The ones that slide up and down

WHERE: Often placed ... well, everywhere

FUN FACT: Some of the most common windows in America




Picture window

WHAT: The one that doesn't open

WHERE: Often combined with windows that do open

FUN FACT: Great way to frame views and fill your space with natural light



Gliding window

WHAT: The one that slides side to side

WHERE: Often found in kitchens, bedrooms, and living rooms

FUN FACT: Like a sliding glass door but smaller




Bow and Bay windows

WHAT: The cozy nooks with at least three windows

WHERE: Most often used in living rooms and bedrooms

FUN FACT: Angled out beyond the house wall for extra space inside



Specialty Windows

WHAT: The ones that don't open but come in fun shapes

WHERE: Often used as a design statement

FUN FACT: Shapes to fit even the most unique personalities



Pass-Through Window

WHAT: Sits just off your countertop and slides smoothly open

WHERE: Popular in kitchens that open to a patio or deck

FUN FACT: Impressive way to host a party and really open up your spaces


MODERN, TRADITIONAL, OR SOMETHING IN BETWEEN?



Casement, gliding, and picture are go-to window types for a modern or contemporary home, especially with narrow frames that allow for large expanses of glass.



Single- and double-hung windows are simply classic in a traditional home, especially when they feature grilles, and more-detailed and decorative frames.



Love a mix of modern and traditional style? We've got selection tips for blending the two no matter the types of windows chosen. Turn to page 16 for details.

*Drawings reflect approximate operation only. See andersenwindows.com to view specific product details.

WINDOW VOCAB

Knowing the parts of a window will help you describe what you like and communicate effectively with the professionals working on your project.

JAMB

The pieces forming the top and sides of a frame. (Gray jamb liner shown on either side of window unit.).

FRAME

The outer structure of the window. Holds the sash in place.

SASH

Stiles, rails, and glass that together form the venting capabilities of the window.

SILL

The horizontal piece jutting out at the bottom of a window frame.

GRILLES

Bars applied to the glass to create an ornamental pattern.

RAILS

Horizontal pieces of a sash.

STILES

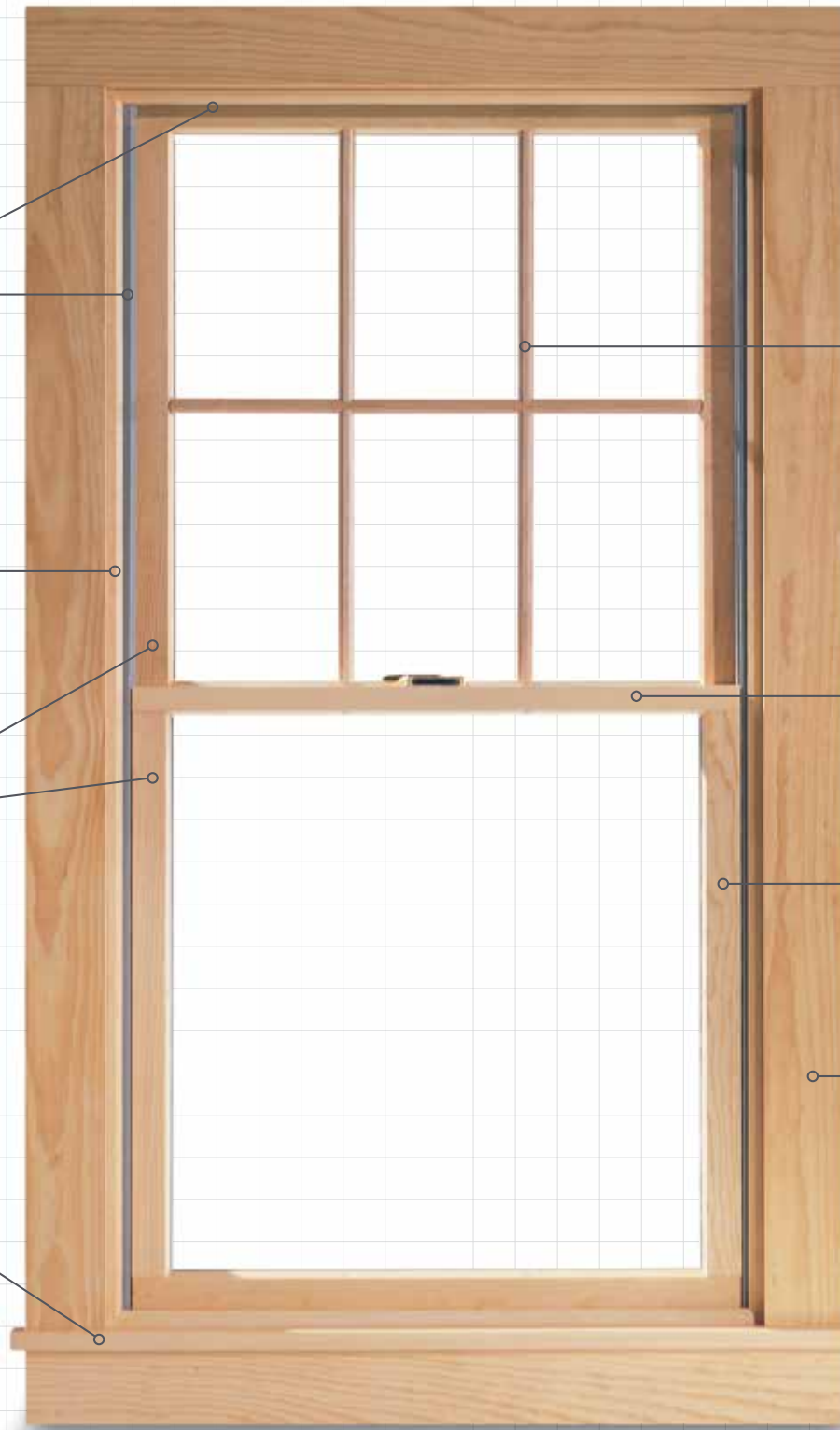
Vertical pieces of a sash.

TRIM

The millwork or molding surrounding a window. It's not a part of the window but does complete the look of a window.

PRODUCT SHOWN

400 Series double-hung window in pine interior, with colonial grilles (upper sash only).



CREATING A LOOK

HOW DO YOU WANT YOUR WINDOWS TO LOOK? WE'LL WALK YOU THROUGH:

- Size, shape, and placement
- Color
- Grilles
- Hardware
- Window selection cheat sheet



SIZE, SHAPE, & PLACEMENT

Whether you're working with an architect to design every inch of your dream home or replacing windows in your existing home, you probably have more options than you realize when it comes to window size, shape, and placement. Let us explain!



Jessica Davis
Founder and Designer
at Atelier Davis



EXPERT OPINION: Is bigger better? A designer weighs in on window size.

The right size of window will depend on your home's style and your needs. Interior Designer Jessica Davis shares these three steps for sizing windows exactly right.

1

GATHER INSPIRATION

Look for homes that are the same style as yours on Pinterest, Instagram, and elsewhere. Rules change from style to style. The proportion and size of a window on a contemporary home might be altogether different than something you'd see on a colonial or Victorian home.

2

NOTE PROPORTIONS


Do windows go to the ground? How close to the ceiling do they end? Are the windows more long and thin? Is the ratio of width to height 1-to-3 (so 1 foot of width for every 3 feet of height), which might be more Victorian, or 1-to-2, which might be more colonial?

3

CONSIDER FURNITURE PLACEMENT

For example, in a bedroom, you might want windows on either side of the bed above the nightstands, but the size of the bed and the height of the nightstands will play into the size and location of the windows.*

A look at proportions



Modern window proportions



Colonial window proportions



Victorian window proportions

OPPOSITE PAGE
E-Series awning and picture
windows with pine interiors.



“You want to think about how window placement and size affects the layout and furniture arrangement inside. It's a push and pull.”

– Jessica Davis
Founder and Designer at Atelier Davis

*As always, take care when placing furniture near windows. For more information about window safety and furniture placement, check out our [Look Out for Kids program](#).

CREATING A LOOK

SIZE, SHAPE, & PLACEMENT

If you've ever dreamed of making the windows in your home bigger, a great time to do it is during a remodel when walls might be opened up for other reasons. No remodel on your horizon? You can still take this step. It involves hiring a contractor to enlarge the rough opening (the opening in your wall where a window or door is installed) so it can accommodate a bigger window. You could even turn a window into a door!

WHEN BIGGER IS BETTER: MEET THE PASS-THROUGH WINDOW

Indoors or outdoors? You don't have to choose with a large-scale pass-through window, which completely opens up a wall in your home — pass the chips, please. Find it in folding, sliding, and automatic opening options. You can even pocket this window, so it disappears into the wall when open.



Architecture by SWAN ARCHITECTURE
Built by STREETER Custom Builder
Photography by SPACECRAFTING

MultiGlide™ pass-through window.

CAN A WINDOW BE TOO BIG? IN A WORD, "NO!"

If you're worried larger windows will make your home feel too cold or too hot, we're guessing you're speaking from the experience of living in a home with past-prime windows. A quality window should improve the comfort of your home — even if it's 8 feet tall, like the ones below — here's how:



FRAME:
High-performing materials, like wood and Fibrex® composite, form the base of our windows, providing excellent insulation and the durability needed to resist water, weather, and more.

GLASS:
Dual-pane windows include two panes of glass with an air space in between to help reduce the transfer of heat, making the windows more energy efficient. The air space is filled with an argon gas blend, which improves insulation.

PROPER INSTALLATION:
Enables optimal performance by making sure a window fits well into its opening and is appropriately sealed.

8-foot tall A-Series casement windows in black.

WANT TO UNDERSTAND ALL THE WAYS GLASS CAN IMPACT WINDOW PERFORMANCE? FLIP TO PAGE 50.



Low-E4® Glass*

Sun Glass*

PassiveSun® Glass*


*Color of glass is for demonstration purposes only and does not represent that actual color of the glass itself.



THIS PAGE
E-Series window in black
with custom specified
equal light grilles.

SURPRISING SHAPES & SIZES

An unexpected shape or dramatic sizing can add charm and character to a home.



At a gable, a triangle window will make the most of available natural light.



Photo courtesy of Marnie Oursler of Marnie Custom Homes and Keyanna Bowen of East + Lane.

On a stairway landing, a circle window creates a visual break from all the straight lines.



In a tight corner, a floor-to-ceiling window expands the space and creates a connection with the outdoors.



↑ GO HIGH

WHERE: Bedrooms, foyers, entries, great rooms, and bathrooms.

WHY: Light plus privacy.

REMEMBER: Wall structure supports might need to be altered, so consult your contractor or builder.

WINDOW PLACEMENT: GO HIGH OR LOW?



↓ GO LOW

WHERE: Anywhere you don't plan to put furniture.

WHY: Views, plus light and airflow.

REMEMBER: Safety glass is a good idea and may be required with low-placed windows.*

*Safety and egress requirements should be considered when placing windows. See your local code official for code requirements in your area.

COLOR

Windows are a long-lasting part of your home. To help you pick a color you'll love for as long as they last, we're sharing some tips, plus advice from our friends at Sherwin-Williams.

HOW IT WORKS:

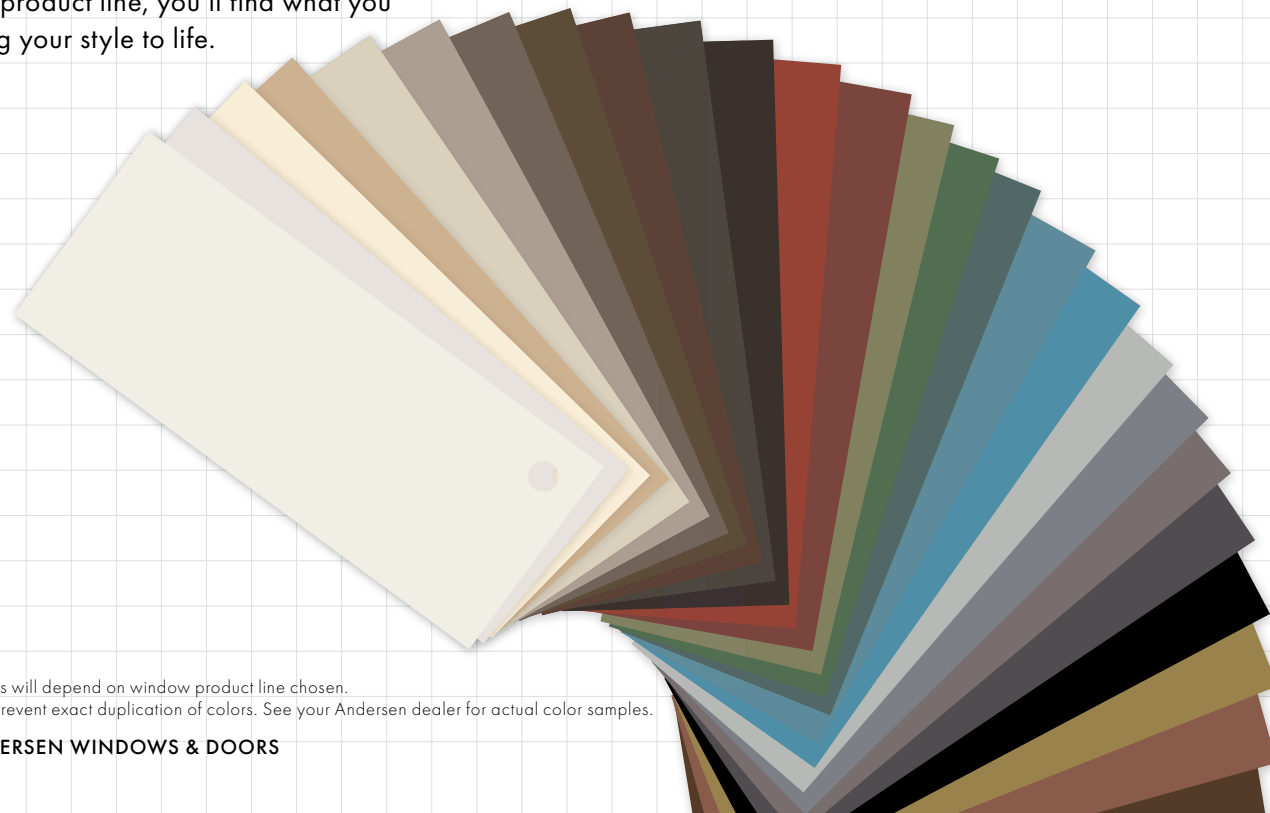
- Windows are often one color on the interior to match your woodwork and another color on the outside to match your exterior.
- Depending on the window you choose, you'll pick between a factory finish (painted or stained), custom color, or in some cases you can order your windows unfinished on the interior.
- Most of our windows can be ordered unfinished. This gives you the option of painting or staining them to perfectly match your home's interior woodwork.

Questions to get you thinking about color:

1. Do you want windows that stand out or blend in?
2. What colors suit your home's exterior color?
3. Are there certain colors associated with your home's architectural style?

Because you might not always dream in (standard) color

With 11 standard colors on most of our products and 50 colors plus custom capabilities through the E-Series product line, you'll find what you need to bring your style to life.



*Exact color options will depend on window product line chosen. Printing limitations prevent exact duplication of colors. See your Andersen dealer for actual color samples.

3 favorite window colors

We're sharing some pointers about where white, black, and dark bronze windows work particularly well. Of course, this is just a starting point. You get to decide what's best for your home.

WHITE WINDOWS



White windows have a clean look that's absolutely timeless. They look extra sharp on homes with white trim and gray or blue exteriors. They also work well with brick or cedar exteriors. On an interior, they can help create a bright and airy mood.

BLACK WINDOWS



Black windows have the unique ability to frame a view the way a mat frames a painting. They look great on modern homes as well as on traditional homes going for a modern-classic look. When you want to make a statement, they really pop against a light-colored exterior (think stucco, stone, or white painted siding).

DARK BRONZE WINDOWS



This rich dark brown shade looks particularly beautiful on exteriors. It provides a nice contrast against a white or cream-colored home. If you prefer your windows to blend in, its warmth complements wood siding beautifully. It's a great option when you want a darker color but not black.

CREATING A LOOK

COLOR



EXPERT OPINIONS:

Matching window & exterior color: 3 winning approaches

Sherwin-Williams color experts Sue Wadden and Kiki Redhead share these ideas for creating a beautiful and timeless exterior color palette.



Sue Wadden
Sherwin-Williams
Director of
Color Marketing



Kiki Redhead
Sherwin-Williams
Global CMF & Trend Manager
Performance Coatings Group



DARK MONOCHROME

Match windows to exterior for a bold statement.

WHEN TO DO IT: On a home with minimal trim, it can look "super contemporary and fresh," Wadden says.



HIGH CONTRAST

Contrast window and exterior for a look that catches the eye.

WHEN TO DO IT: On a home with architectural details that can be highlighted through the contrast.



EARTHY NEUTRALS

Select earth tones to create a minimalist aesthetic.

WHEN TO DO IT: On a home where the goal is to blend in with the landscape, Wadden recommends.



WILL COLOR LAST?

Yes! Our windows are low maintenance and won't need repainting.* The reason for this has to do with materials and construction. Ready for a technical detour?

CLAD WOOD VS. COMPOSITE WINDOWS



CLAD WOOD

Made of a wood core and covered with a protective material (for example, aluminum on the E-Series), our clad wood windows retain color without requiring repainting due to the durability of their cladding materials.

COMPOSITE

Made of a mix of wood fiber and thermoplastic polymer, Fibrex® material is what our 100 Series composite windows are made of. Color is mixed in during manufacturing. The result is long-lasting beauty that will never fade, flake, blister, or peel.*

*The E-Series, A-Series and 100 Series product lines even come with limited warranties on color finish.

CREATING A LOOK

3 approaches to interior window color



FRAME THE LANDSCAPE

Create a clean, modern look with black windows set against a trim that's painted the same color as the surrounding wall. The stark contrast puts the focus on the view outside, similar to a drywall return.



YIELD TO THE LANDSCAPE

Create a bright, airy look in a space that emphasizes natural light with white windows and walls. Add in matching grilles for a touch of architectural detail that won't significantly obstruct views or light.




MAKE A STATEMENT

Add some personality to your home with a bright trim color painted to match the woodwork. A white window won't compete with the color. And remember you can choose to do this in just one room!

HEALTHY HOME SOLUTIONS

Whether you're concerned about VOCs or want to lean into natural ventilation, we have products that can help you create a healthier home.



100 Series windows

Andersen certifies the vast majority of all products to the Indoor Advantage™ Gold certification by SCS Global Services.



TruScene® insect screens

can enhance natural ventilation by letting in 25% more fresh air than our conventional insect screens.

THIS PAGE, BOTTOM, LEFT TO RIGHT
100 Series casement window in black and A-Series casement window in clear coat pine with modified colonial grilles with 2 1/4" rail to simulate a double-hung window.

OPPOSITE PAGE, LEFT TO RIGHT
100 Series single-hung insert and picture windows in white and E-Series casement window in black with colonial grilles.

TALK LIKE A PRO: TRIM VS. DRYWALL RETURN



TRIM

The trim is the millwork or molding surrounding your window. It's not considered a part of the window, but it completes the look of a window. Trim is designed to match the style of a home and often matches the millwork or molding used throughout the home.



DRYWALL RETURN

A drywall return is when a window is installed in a wall without any surrounding trim. It creates a very clean, modern look. Want to create a similar look but keep your window trim? Check out "3 approaches to interior window color" for a technique that'll trick the eye.

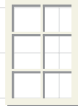





























THE COLOR PALETTE
USED ON THIS HOUSE

CREATING A LOOK

6 COLOR SCHEMES FROM SHERWIN-WILLIAMS

Want someone to do the color work for you? You're in luck! Sherwin-Williams colorists created these color palettes with our top window colors in mind. Each palette includes colors for your home's windows, exterior, trim, and accents.

Window Color	EXTERIOR	TRIM	ACCENT	Window Color	EXTERIOR	TRIM	ACCENT	
	 Andersen White*	 SW7602 Indigo Batik	 SW7674 Peppercorn	 SW7715 Pottery Urn	 Andersen Terratone®	 SW7043 Worldly Gray	 SW7505 Manor House	 SW9130 Evergreen Fog
	 Andersen Black	 SW7069 Iron Ore	 SW7541 Tricorn Black	 SW9093 Nearly Brown	 Andersen Sandtone	 SW7541 Grecian Ivory	 SW7047 Porpoise	 SW7701 Cavern Clay
	 Andersen Dark Bronze	 SW7551 Greek Villa	 SW2345 Nuthatch	 SW7650 Ellie Gray	 Andersen Canvas	 SW7524 Dhurrie Beige	 SW7550 Resort Tan	 SW6208 Pewter Green

 **SHERWIN-WILLIAMS.** Sherwin-Williams offers paint and stain colors to match Andersen® windows and doors so you can create a perfectly coordinated exterior look — talk about curb appeal!

OPPOSITE PAGE
400 Series casement, picture,
and transom windows in black.

*The shade of white may vary by product line.
Printing limitations prevent exact duplication of colors. See your Andersen dealer or Sherwin-Williams store for actual color samples.



EXPERT OPINIONS:

How to create your own perfect exterior color palette

Sherwin-Williams color experts Sue Wadden and Kiki Redhead share their process for narrowing down color choices so your home's exterior, windows, and trim complement each other beautifully.

- 1 IDENTIFY THE MOOD YOU'RE GOING FOR:**
Do you want something bright and airy? Something muted? Something dramatic? Knowing the effect you're going for will give you a starting place.
- 2 LOOK AT YOUR HOME'S FIXED ELEMENTS:**
Roof color, brickwork, stonework, soffits, gutters, even fencing and landscaping — are these features warm or cool in tone?
- 3 EVALUATE THE NEIGHBORHOOD:**
You don't want two blue houses side by side, but you might want a color that harmonizes with the blue house next door.
- 4 CONSIDER YOUR REGION:**
Identify the colors that complement your surrounding landscape by noticing the local color trends.
- 5 DIG INTO ARCHITECTURAL HISTORY:**
Certain styles are linked with specific colors. Finding out what colors go with your home's style can give you another place to start.

Get acquainted with 4 popular architectural styles



MODERN

Although there are many schools within modernism, this style is commonly associated with a mid-century aesthetic, featuring clean lines, oversized windows, and a boxy structure.



FARMHOUSE

This Midwestern classic can range greatly in style from simple structures to elaborate Victorian-esque ones to the modern minimalist homes we're seeing today.



TUDOR

Loosely based on early English building traditions, this style classically features exposed timbers interspersed with stucco and an asymmetrical facade.



COLONIAL (SHINGLE STYLE)

Rooted in the Northeast, this style of home is usually covered in cedar shingles and takes a pared-down approach to some of the features common to a Victorian.

OPPOSITE PAGE

E-Series casement windows with black and watercolor blue exteriors with specified equal light grilles in 1 1/8" contemporary/square profile.



“Using these professional methods and insights can help to build a balanced and harmonious color palette.”

– Sue Wadden

Sherwin-Williams Director of Color Marketing

GRILLES

Grilles are typically considered a more traditional feature, but there are also ways to create a contemporary look with them. When selecting grilles, you'll be deciding on pattern and application (how grilles are applied to your windows).



COLONIAL

Intended to replicate the old-world charm of individual glass panes, this symmetrical pattern works perfectly on a traditional home like a Cape Cod or a colonial.




PRAIRIE

This pattern complements the prairie architectural style, which is a school of American modernism — think the designs of Frank Lloyd Wright.




DIAMOND

This ornate pattern appears most frequently in Tudor, Gothic, or other highly decorative architectural styles.



SHORT FRACTIONAL

A pattern featuring grilles in the upper sash intended to replicate the look of a transom window.



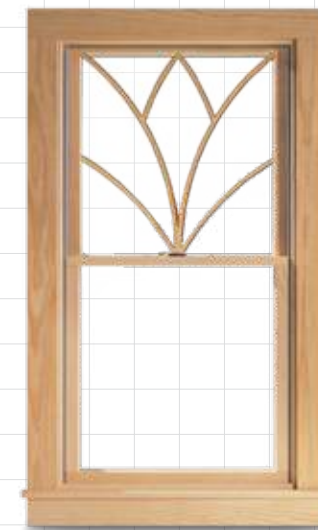
TALL FRACTIONAL

A pattern featuring grilles in the upper sash intended to replicate the look of a double-hung window, popular in craftsman bungalow homes.



SPECIFIED EQUAL LIGHT

This semi-customizable pattern allows you to choose the number of lights wide and high, so you can create a look that suits a variety of home styles.



CUSTOM

If you can dream it, chances are we can build it! Let your imagination run free.

TALK LIKE A PRO: GRILLES VS. TRUE DIVIDED LIGHT

Grilles are decorative patterns applied to window glass in various ways (interior, exterior, in between). They're meant to imitate true divided light, which historically was a type of window where glass was divided into individual panes with muntins (or wood dividers). Today, you can have the look of true divided light, along with greater energy efficiency, as grilles are applied to dual-pane glass with a spacer in between to replicate that traditional style.



GRILLE PATTERNS CHEAT SHEET

CONTEMPORARY

No grilles for a clean look and unobstructed views.



TRADITIONAL

Colonial grilles in a six-over-six pattern.



MODERN

Specified equal light grilles in a horizontal ladder pattern.



FARMHOUSE

Specified equal light grilles in a two-over-two pattern.

TALK LIKE A PRO: GRILLE PATTERNS

To describe the grille pattern you want, specify the number of "lights" (individual panes) in each sash. For example, six-over-six is how the traditional grille pattern shown below left would be described and 1 wide by 4 high is how you would describe the specified equal light grille pattern shown in the modern example below right.





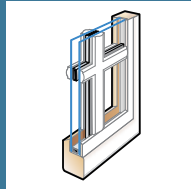
MIX-AND-MATCH GRILLES

Mixing and matching grille patterns throughout the house isn't uncommon or against the rules!

5 TYPES OF GRILLES

Grilles can be applied to window glass in various ways. Here's what you should know.

1



FULL DIVIDED LIGHT

Permanent grilles applied on the interior and exterior with a spacer bar in between the glass provides the most authentic look. An energy-bar upgrade is available for better thermal performance on A-Series windows.

2



SIMULATED DIVIDED LIGHT

Permanent exterior grilles and permanent (or removable) interior grilles provide a similarly authentic look to full divided light except there's no spacer bar in between the glass.

3



REMOVABLE INTERIOR GRILLES

Removable interior-only grilles add a subtle pattern, while also making windows simple to clean.

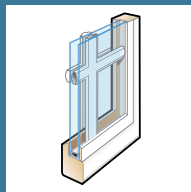
4



FINELIGHT™ GRILLES-BETWEEN-THE-GLASS

Permanent grilles between the glass only are the best option if you want grilles but also want to be able to easily clean your windows.

5



FINELIGHT GRILLES-BETWEEN-THE-GLASS WITH EXTERIOR GRILLES

Permanent grilles on the exterior and in between the glass give a distinctive look to your home's exterior, while making cleaning easy inside.

DID YOU KNOW?:

- Interior wood grilles are available unfinished (so you can stain or paint them to match your chosen window color) or order them in stained pine, oak, or maple. They're also available in prefinished white.
- Exterior grilles and Finelight™ grilles will match your window's color, and they're made of Fibrex® composite material, which means they can withstand weather and are easy to clean.



INTERIOR VIEW:
E-Series casement window corner section with silver anodized interior painted finish and full divided light grilles with contemporary interior grille profile.



EXTERIOR VIEW:
E-Series casement window corner section with clear anodized finish and full divided light grilles with contemporary exterior grille profile.

GREAT GRILLES

3 takes on tradition




1 Modified colonial grilles are applied just to the top sash of this window for a fresh take on a classic look.



2 A six-over-six grille pattern lends a classic look to these crank-operated casement windows.



3 On this modern farmhouse, grilles give the oversized picture windows and transoms above an air of tradition.



THIS PAGE, BOTTOM, LEFT TO RIGHT
200 Series tilt-wash double-hung window in white interior with specified equal light grilles,
100 Series casement window in dark bronze interior with colonial grilles, and 100 Series
casement window in dark bronze interior with specified equal light grilles.

OPPOSITE PAGE
E-Series hinged, inswing patio door and casement windows.



HARDWARE

Like the knobs and pulls on your kitchen cabinets, window hardware is a small detail that can have a big design impact. We'll walk you through your hardware style and finish options, plus share some tips for matching hardware with window frame color.

3 tips for selecting hardware

1 HOW WILL WINDOW COVERINGS WORK?

You want to be able to lower your window treatments without hardware interfering. Folding hardware is a good solution here, especially with casement and awning windows.



2 WHAT OTHER HARDWARE FINISHES ARE ALREADY IN THE ROOM?

Do you want your hardware to match other hardware in the room, like your kitchen cabinet knobs and pulls? Or would you rather it blend in with the window?



3 WHAT FUNCTIONALITIES ARE NEEDED?

For example, A-Series double-hung windows come with tilting mechanisms built into the locking hardware. This makes for easy tilting and allows you to clean your windows from the inside, an especially nice feature on an upper level.

OPPOSITE PAGE
100 Series casement window in
black with full divided light grilles.



TRADITIONAL TO MODERN: HARDWARE STYLES AT A GLANCE

Find out which hardware styles go with which product lines, on Andersenwindows.com.

TRADITIONAL

TRADITIONAL HARDWARE FEATURES:
Ridges, curves, textured detailing.

MODERN

CONTEMPORARY HARDWARE FEATURES:
Sleek lines, right angles, minimal profile.



ESTATE™
(400 Series, shown in antique brass)

Curves and ridges

STANDARD LOCK & KEEPER
(400 Series, shown in white)



HAND LIFT
(400 Series, shown in brushed chrome)

Sleek lines and minimal profile

LOCK HANDLE
(400 Series, shown in satin nickel)



TRADITIONAL BAR LIFT
(400 Series, shown in black)



CONTEMPORARY FOLDING
(100 Series, shown in white)



STANDARD LOCK
(200 Series, shown in white)



TRADITIONAL FOLDING
(400 Series, shown in distressed bronze*)

Texture



STANDARD LOCK & KEEPER
(E-Series, shown in oil rubbed bronze*)



CONTEMPORARY BAR LIFT
(400 Series, shown in distressed nickel)

Minimal profile

CONTEMPORARY FOLDING
(400 Series, shown in satin nickel)



Right angles



OPTIONAL METAL SLIM LINE LOCK
(100 Series, shown in oil rubbed bronze*)

Ridges



STANDARD LOCK & KEEPER
(A-Series, shown in satin nickel)

*Distressed bronze and oil rubbed bronze are "living" finishes that will change with time and use. Printing limitations prevent exact duplication of colors. See your Andersen dealer for actual finish samples.

HARDWARE & WINDOW COLOR

3 combos for every home



1 WHITE & SILVER

For a modern-classic look, white windows shine with satin nickel hardware.



2 WOOD & BLACK

For a contemporary look, natural wood windows with black hardware looks sleek.



3 BLACK & BLACK

For a modern look that puts the focus on the view, black on black is perfect.



OPPOSITE PAGE
100 Series casement windows in black with specified equal light grilles.

WINDOW SELECTION CHEAT SHEET: 4 WAYS TO CREATE A LOOK

We've identified selections that match four popular architectural styles so you can see how all the details add up to create a distinct look. Remember, these are only pointers, not hard-and-fast rules. Just because you have a modern home doesn't mean you can't have grilles — there's a lot of room to get creative with windows.



MODERN

WINDOW TYPES:

Picture, gliding, and casement

SHAPE & SIZE:

Oversized rectangular windows

COLOR:

Black or a color that blends in with the exterior

GRILLES:

No grilles for a clean look or grilles in a ladder-like pattern

OTHER NOTES:

Narrow window frames and drywall returns put the focus on the view in a modern home



FARMHOUSE

WINDOW TYPES:

Single- and double-hung

SHAPE & SIZE:

Windows that are taller than they are wide

COLOR:

White and earth tones are classic

GRILLES:

Colonial grilles in a two-over-two or four-over-four pattern

OTHER NOTES:

Add a front door with sidelight on the farmhouse's quintessential front porch



TUDOR

WINDOW TYPES:

Casement, transom, and bay

SHAPE & SIZE:

Tall, slender windows

COLOR:

Dark brown and black pop against stucco

GRILLES:

Colonial and diamond grille patterns

OTHER NOTES:

Accentuate the Tudor's asymmetrical design by adding a bay window.



COLONIAL (SHINGLE STYLE)

WINDOW TYPES:

Double-hung and casement

SHAPE & SIZE:

Windows that are twice as tall as they are wide

COLOR:

White, grays, and shades of brown

GRILLES:

Colonial grilles in a six-over-six pattern

OTHER NOTES:

Circle-, arch-, and half circle-shaped accent windows all complement colonial style

TALK LIKE A PRO: TRANSITIONAL ARCHITECTURE

Today, it's not uncommon to see features from both traditional and modern architectural styles blended — hence the minimalist farmhouse. Transitional architecture gives you the freedom to take the best from the past and create something new that fulfills your vision and meets your needs.

GLASS

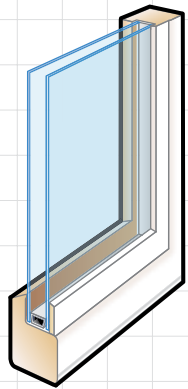
WHAT ARE YOUR NEEDS FOR ENERGY EFFICIENCY? WE'LL WALK YOU THROUGH:

- Glass types
- What else can glass do?

GLASS TYPES

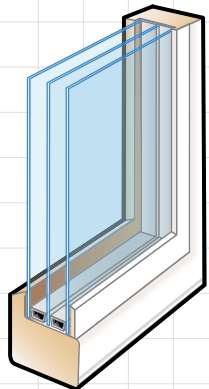
No matter the conditions in which you live, we have glass options that will optimize the performance of your windows based on climate, location, and other needs.

Dual-pane vs. triple-pane glass



DUAL-PANE GLASS

Dual-pane means there are two panes of uninterrupted glass with an air space in between. Combining this with the right type of climate-specific glass option meets the energy efficiency needs of most people. But when there's a need to take performance to the next level, triple-pane windows are the answer.



TRIPLE-PANE GLASS

Triple-pane means there's an extra pane of glass and an extra air space, making this our most energy-efficient glass option. In fact, some A-Series triple-pane windows are recognized as ENERGY STAR most efficient and certified to meet the rigorous level of energy efficiency required by the Passive House Institute U.S. Find triple-pane glass in our A- and E-Series product lines.



ENERGY STAR®

When you see this logo next to one of our windows, it's an indication of energy efficiency. Energy-efficient windows help lower your heating and cooling costs. Meeting the strict performance requirements of ENERGY STAR certification requires using glass that will reduce the transfer of heat in your climate. Read more about climate-specific glass in the next section.

Climate-specific glass



ALL CLIMATES

Low-emissivity (Low-E) glass is the best option for most people because it reflects heat in the summer and helps keep heat inside in winter. It's available on all Andersen® products.

SmartSun™ glass gives the benefits of Low-E, while also helping to reduce 95% of harmful UV rays to help protect your furnishings and decor. It's available on all Andersen® products.

SOUTHERN CLIMATES

Sun glass offers outstanding thermal performance with a subtle tint that blocks out even more heat from the sun. It's available on 100 Series, 200 Series, 400 Series, A-Series and E-Series windows.

NORTHERN CLIMATES

PassiveSun® glass allows the warmth from the sun to help heat your house. It's available on all Andersen products.

HeatLock® technology is a special coating that can help stop heat from escaping your home. It's available on most glass options.

TALK LIKE A PRO: GLASS 101

There are two things you want to ask about when discussing window glass:

1. What's it coated with? Low-E glass coatings are applied to our window glass to help with energy efficiency by blocking unwanted heat loss or unwanted heat gain — see "Climate-specific glass" above.
2. What's it filled with? The air space in our dual- and triple-pane windows is filled with an argon gas blend that's denser than air and helps improve insulation.



THIS PAGE
400 Series casement windows
with black exteriors and interiors.

WHAT ELSE CAN GLASS DO FOR MY HOME?

Is your street noisy? How close are your neighbors? Do you live in a coastal area? We have glass upgrades that can meet all these needs.



REDUCE NOISE

For a quieter home, consider windows with a STC (Sound Transmission Class) upgrade, triple-pane glass, or laminated glass.



INCREASE PRIVACY

Increase privacy with options like patterned glass, blinds-between-the-glass* or art glass.**



HURRICANE PROTECTION

Coastal homes can benefit from impact-resistant glass and structural upgrades that meet strict building codes in hurricane-prone areas.†

*Blinds-between-the-glass is available on select E-Series windows.

**Art glass is available on A- and E-Series windows.

†See your local code official for code requirements in your area. Coastal window options are available in 100 Series, 400 Series, A-Series, and E-Series.



FIND YOUR WINDOW SERIES

**WHICH WINDOW SERIES IS RIGHT FOR YOU?
WE'LL WALK YOU THROUGH:**

- Finding your series
- Materials matter

FIND YOUR WINDOW SERIES

100 SERIES \$\$	200 SERIES \$\$	400 SERIES \$\$\$	A-SERIES \$\$\$\$	E-SERIES \$\$\$\$
The Smart Alternative to Vinyl	Warmth of Wood at an Uncommon Value	Time Tested, Classic Wood Craftsmanship	Architectural Authenticity, Unparalleled Performance	Unlimited Possibilities to Create Your Original
Budget-friendly 100 Series windows are made of strong and virtually maintenance-free Fibrex® composite material.	Streamlined 200 Series windows focus on the most popular styles and sizes.	Ever-popular 400 Series windows are the windows contractors trust the most. ¹	Best performing and most energy efficient, A-Series windows are carefully crafted for traditional style.	Customizable E-Series windows are available in unlimited colors and finishes, and dramatic shapes and sizes.
Fibrex® composite material inside and out.	Wood interior/vinyl exterior. ²		Wood interior/composite exterior	Wood interior/aluminum exterior



THIS PAGE, LEFT TO RIGHT
 100 Series casement window in black, 200 Series tilt-wash double-hung window in white with window opening control device, 400 Series casement window in dark bronze, A-Series casement window in clear coat pine with modified colonial grilles with 2 1/4" rail to simulate a double-hung window, and E-Series double-hung window in mahogany.*

¹2022 Andersen brand survey of U.S. contractors.
²Some products in this series have alternate construction methods and materials used; see individual products for details.
 *Actual wood species is either Sapele or Sipo, both non-endangered species grown in Africa, with color and characteristics similar to Central American mahoganies.
 Naturally occurring variations in grain, color, and texture of wood make each window one of a kind. Andersen cannot guarantee consistency in wood grain and/or color within a particular species, product, or project.

MATERIALS MATTER

All of our materials are chosen for their durability, but each possesses unique characteristics. Understanding the difference between materials will help you pick the right windows for your home.

WOOD

Forming the base of our clad windows, it adds beauty to interiors, provides great insulation, and is extremely durable. Wood fiber reclaimed from our manufacturing process is also a key ingredient in our patented Fibrex composite material.

FIBREX® COMPOSITE MATERIAL

Used to make our 100 Series windows inside and out, it's twice as strong as vinyl and made by fusing reclaimed wood fiber and thermoplastic polymer. This innovative material performs well in extreme temperatures and is virtually maintenance free. It's also used as a supporting material in various other product lines.

ALUMINUM

As the protective material (cladding) used on the exterior of E-Series windows, it resists the elements, is virtually maintenance free, and can be customized to various shapes through our extruding process.

FIBERGLASS

Together with Fibrex composite material, this glass-reinforced resin is used on the exterior of our A-Series windows because it's tough, weather resistant, and maintenance free. It's part of what makes A-Series windows so high performing and a great choice in areas with extreme weather like hurricanes.

VINYL

Used as a protective material (cladding) on 200 and 400 Series windows, this rigid material resists weather and reduces maintenance. Cladding wood in vinyl is a winning innovation that has made the 400 Series our best-selling product line.

CHECKLIST FOR CREATING YOUR OWN UNIQUE LOOK

Use this checklist to help keep track of details as you work through your selections.

What type of windows do I want? Do I want different window types in different rooms?


What size windows go with my home's style? How would an interesting window shape play in a particular room? Would an unusual window placement improve form, function, or both?

What color window frames do I want? Interior? Exterior?

Do I want grilles? If so, what grille pattern? What type of grilles do I want (exterior, interior, in between the glass)?

What style hardware will complement my windows and complete the look I'm going for?

Would a glass upgrade help improve my home?



READY TO BRING YOUR DREAM WINDOWS TO LIFE?

Get started with our design tool!

Start here →



THIS PAGE
400 Series casement, picture, and transom windows and
200 Series Narroline® gliding patio door, all in black.



LOVE THE LIFE YOU SEE®

Learn more at andersenwindows.com/ideas-and-inspiration/blog/

"Andersen" and all other marks where denoted are trademarks of Andersen Corporation.
©2022 Andersen Corporation. All rights reserved. 11/22 Part #110030